

Luminaire

Code T071130
Name O 45 F/W

Measurment.

Code FTS2200005
Name O 45 F/W

Luminaire Flux	875 lm	Luminaire Power	19.0 W	Efficacy	46.048 lm/W	Efficiency	100.00%
Source Flux	875 lm	Maximum value	132.55 cd/klm	Position	C=0.00 G=8.00	CG	Double Symmetrical
Rectangular Luminaire		Length	450 mm	Width	40 mm	Height	450 mm
Rectangular Luminous Area		Length	450 mm	Width	20 mm	Height	450 mm
Horizontal Luminous Area		0.009000 m ²		Emitting area on Plane 180°		0.202500 m ²	
Emitting area on Plane 0°		0.202500 m ²		Emitting area on Plane 270°		0.009000 m ²	
Emitting area on Plane 90°		0.009000 m ²		Glare area at 76°		0.198662 m ²	
Coordinate system		CG		Symmetry Type		Double Symmetrical	
Date		09-02-2022		Maximum Gamma Angle		180	
Measurement Distance		0.00		Measurement Flux		875 lm	

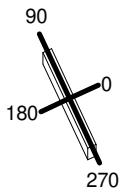
LED Flux=1556lm LED Power=16W Eff=56% EfcLed=95lm/W EfcLum=46lm/W CCT=3000K Ra=90 SDCM=3 L70(6K)=40000h

C.I.E. 35 62 82 50 100
F UTE 0.50 H + 0.50 T

D DIN 5040
B NBN

C21
BZ 6

450mm x 40mm



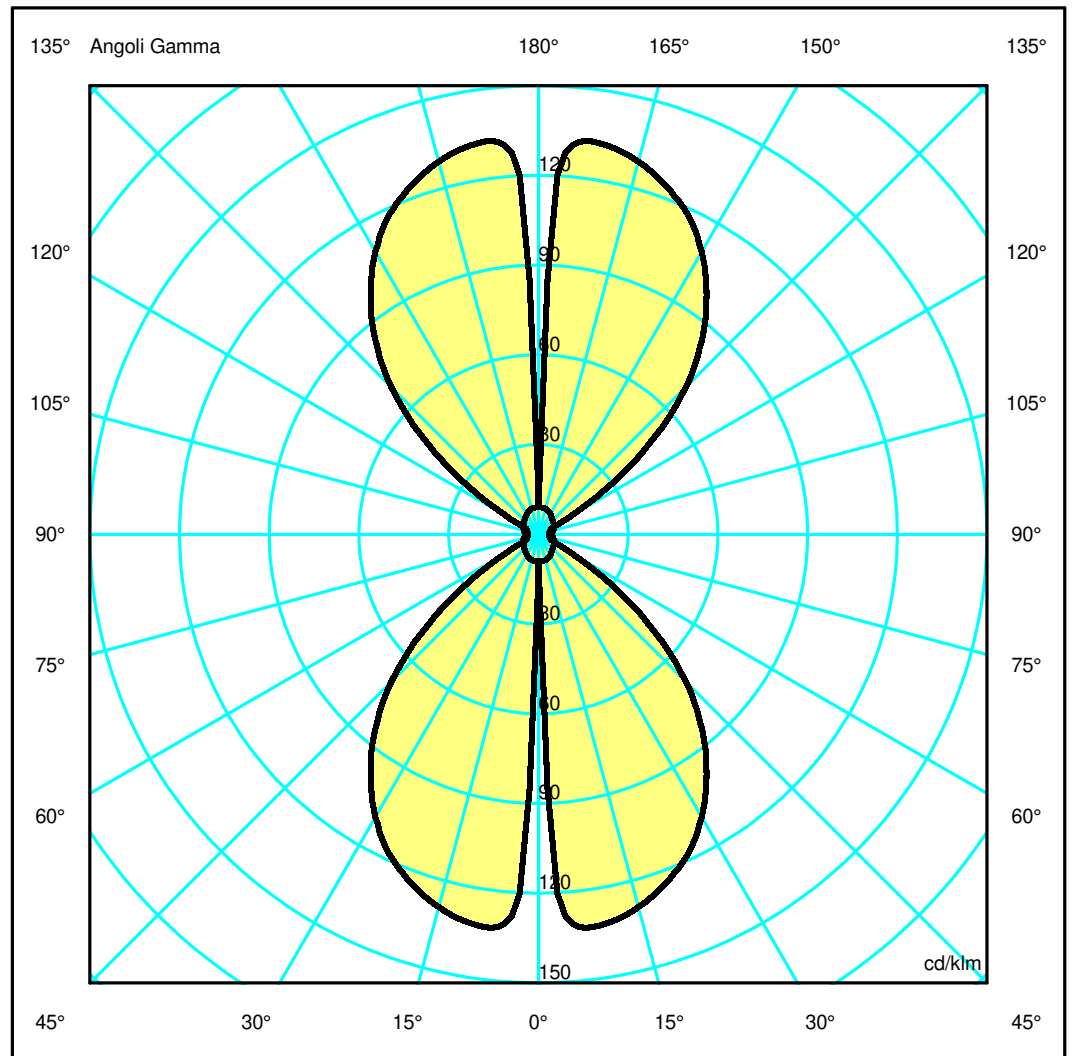
Semipiani C

180.0 — 0.0
270.0 — 90.0

ULOR 50.00 %

DLOR 50.00 %

RN 50.00 %



Luminaire

Code T071130
Name O 45 F/W

Measurment.

Code FTS2200005
Name O 45 F/W

Luminaire Flux	875 lm	Luminaire Power	19.0 W	Efficacy	46.048 lm/W	Efficiency	100.00%
Source Flux	875 lm	Maximum value	132.55 cd/klm	Position	C=0.00 G=8.00	CG	Double Symmetrical
Rectangular Luminaire		Length	450 mm	Width	40 mm	Height	450 mm
Rectangular Luminous Area		Length	450 mm	Width	20 mm	Height	450 mm
Horizontal Luminous Area		0.009000 m2		Emitting area on Plane 180°		0.202500 m2	
Emitting area on Plane 0°		0.202500 m2		Emitting area on Plane 270°		0.009000 m2	
Emitting area on Plane 90°		0.009000 m2		Glare area at 76°		0.198662 m2	
Coordinate system		CG		Symmetry Type		Double Symmetrical	
Date		09-02-2022		Maximum Gamma Angle		180	
Measurement Distance		0.00		Measurement Flux		875 lm	

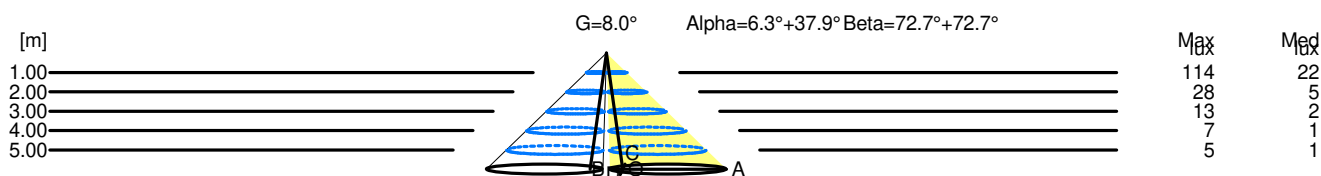
LED Flux=1556lm LED Power=16W Eff=56% EfcLed=95lm/W EfcLum=46lm/W CCT=3000K Ra=90 SDCM=3 L70(6K)=40000h

C.I.E.	35 62 82 50 100	D DIN 5040	C21
F UTE	0.50 H + 0.50 T	B NBN	BZ 6

Width at 50.00 % of Max Intensity

H[m]	1.00	2.00	3.00	4.00	5.00	H[m]	1.00	2.00	3.00	4.00	5.00
OA	0.89	1.78	2.67	3.57	4.46	OC	3.23	6.47	9.70	12.93	16.17
OB	0.11	0.22	0.33	0.44	0.55	OD	3.23	6.47	9.70	12.93	16.17

		Luminous Intensities [cd/klm]									
	0	5	15	25	35	45	55	65	75	85	
OA	8.72	114.29	112.87	103.34	85.63	60.93	27.15	4.09	3.41	3.09	
OB	8.72	114.29	112.87	103.34	85.63	60.93	27.15	4.09	3.41	3.09	
OC	8.72	7.94	7.78	7.30	6.48	5.84	5.38	4.94	4.44	3.87	
OD	8.72	7.94	7.78	7.30	6.48	5.84	5.38	4.94	4.44	3.87	



H[m]	D[m]	Max lux	Med lux	Alpha=6.3°+37.9°	G=8.0
1.00	1.00	114	22		
2.00	2.00	28	5		
3.00	3.01	13	2		
4.00	4.01	7	1		
5.00	5.01	5	1		

H[m]	D[m]	Max lux	Med lux	Beta=72.7°+72.7°	G=0.0
1.00	6.47	114	22		
2.00	12.93	28	5		
3.00	19.40	13	2		
4.00	25.87	7	1		
5.00	32.34	5	1		