

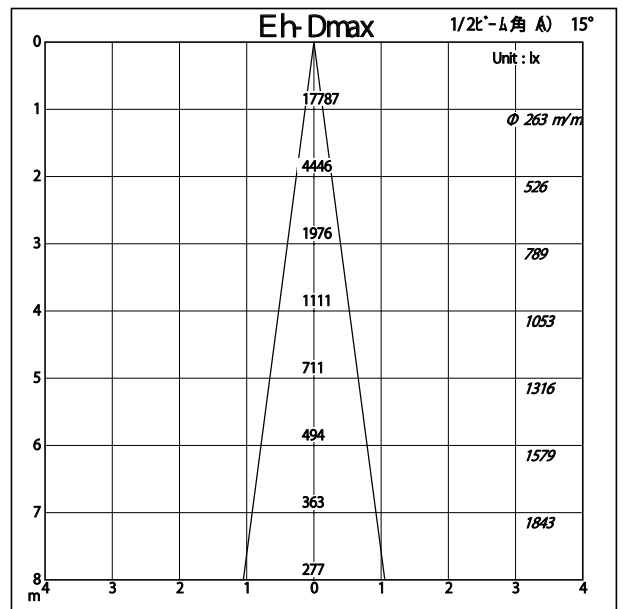
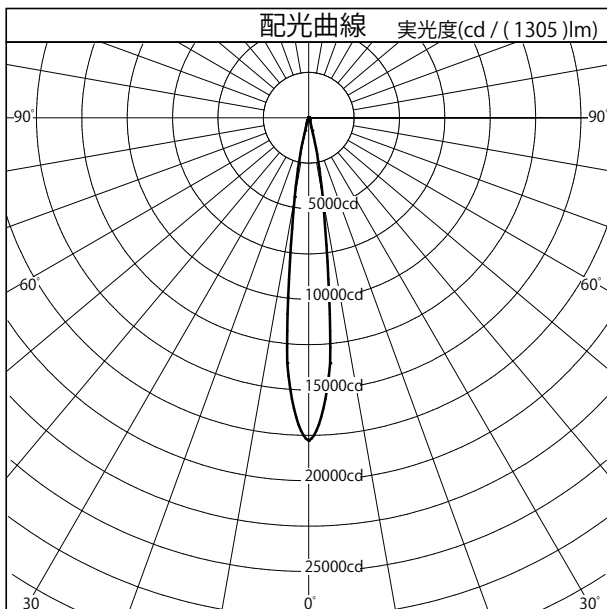
配光特性

図番 YL230095



| | |
|------------|--------------------------------|
| カタログ番号 | T4541B Pos 1 |
| 使用ランプ | |
| 器具光束 | 1305.0 lm <small>1.000</small> |
| 最大光度 | 17787.1 cd |
| 1 / 2 ビーム角 | |
| A 断面 | 15.00 ° |
| C 断面 | |
| B 断面 | |

| | | |
|--|------|-------|
|  | 角度 | 光度 |
| | 0° | 17787 |
| | 10° | 4436 |
| | 20° | 135 |
| | 30° | 19 |
| | 40° | 7 |
| | 50° | 2 |
| | 60° | 1 |
| | 70° | 0 |
| | 80° | 0 |
| | 90° | 0 |
| | 100° | 0 |
| | 110° | 0 |
| | 120° | 0 |
| | 130° | 0 |
| | 140° | 0 |
| | 150° | 0 |
| | 160° | 0 |
| 170° | 0 | |
| 180° | 0 | |



| 照明率表 | | 平均照度=台数*照明率*保守率* 1305 (光束)/(間口*奥行) | | | | | | | | | | | | |
|----------|-------|------------------------------------|------|------|------|------|------|------|------|------|------|------|------|------|
| 床面反射率 % | | 20 | | | | | | | | | | | | |
| 天井面反射率 % | | 80 | | | 60 | | | 40 | | | 20 | | | |
| 壁面反射率 % | | 50 | 30 | 10 | 50 | 30 | 10 | 50 | 30 | 10 | 50 | 30 | 10 | |
| 室 | 0.50 | 1.03 | 1.01 | 0.99 | 1.02 | 1.00 | 0.99 | 1.02 | 1.00 | 0.99 | 1.01 | 1.00 | 0.99 | 0.98 |
| | 0.70 | 1.05 | 1.03 | 1.01 | 1.04 | 1.02 | 1.01 | 1.04 | 1.02 | 1.00 | 1.03 | 1.01 | 1.00 | 0.99 |
| | 1.00 | 1.08 | 1.05 | 1.04 | 1.06 | 1.04 | 1.03 | 1.05 | 1.03 | 1.02 | 1.04 | 1.02 | 1.01 | 1.00 |
| | 1.25 | 1.10 | 1.07 | 1.05 | 1.08 | 1.06 | 1.04 | 1.06 | 1.04 | 1.03 | 1.04 | 1.03 | 1.02 | 1.00 |
| | 1.50 | 1.11 | 1.08 | 1.07 | 1.09 | 1.07 | 1.05 | 1.07 | 1.05 | 1.04 | 1.05 | 1.03 | 1.02 | 1.01 |
| 指 | 2.00 | 1.13 | 1.11 | 1.09 | 1.10 | 1.08 | 1.07 | 1.07 | 1.06 | 1.05 | 1.05 | 1.04 | 1.03 | 1.01 |
| | 2.50 | 1.14 | 1.12 | 1.10 | 1.11 | 1.09 | 1.08 | 1.08 | 1.07 | 1.06 | 1.05 | 1.04 | 1.04 | 1.01 |
| | 3.00 | 1.15 | 1.13 | 1.12 | 1.12 | 1.10 | 1.09 | 1.08 | 1.07 | 1.06 | 1.05 | 1.05 | 1.04 | 1.01 |
| | 4.00 | 1.16 | 1.15 | 1.13 | 1.12 | 1.11 | 1.10 | 1.09 | 1.08 | 1.07 | 1.06 | 1.05 | 1.04 | 1.01 |
| | 5.00 | 1.17 | 1.16 | 1.15 | 1.13 | 1.12 | 1.11 | 1.09 | 1.09 | 1.08 | 1.06 | 1.05 | 1.05 | 1.02 |
| 数 | 7.00 | 1.18 | 1.17 | 1.16 | 1.14 | 1.13 | 1.12 | 1.10 | 1.09 | 1.09 | 1.06 | 1.05 | 1.05 | 1.02 |
| | 10.00 | 1.19 | 1.18 | 1.18 | 1.14 | 1.14 | 1.13 | 1.10 | 1.10 | 1.09 | 1.06 | 1.06 | 1.05 | 1.02 |

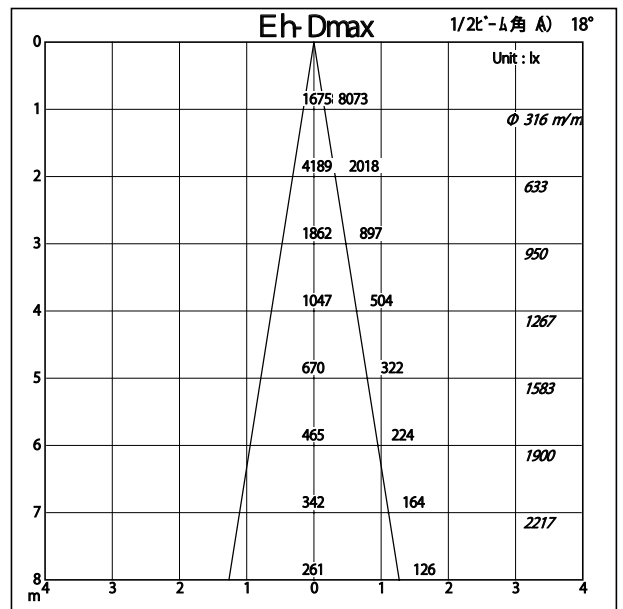
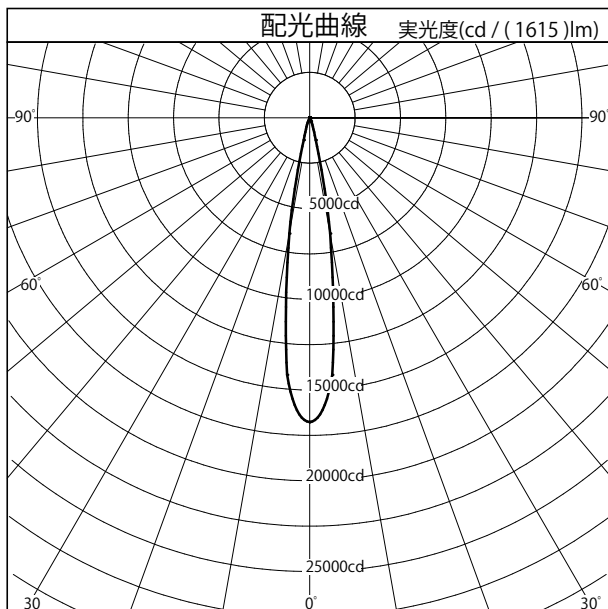
配光特性

図番 YL230096



| | |
|---------------|--------------------------------|
| カタログ番号 | T4541B Pos 2 |
| 使用ランプ 器具光束 | 1615.0 lm <small>1.000</small> |
| 最大光度 | 16758.9 cd |
| 1 / 2 ビーム角 | |
| A 断面 | 18.00° |
| C 断面 | |
| B 断面 | |

| | | |
|--|------|-------|
|  | 角度 | 光度 |
| | 0° | 16759 |
| | 10° | 6479 |
| | 20° | 194 |
| | 30° | 20 |
| | 40° | 4 |
| | 50° | 1 |
| | 60° | 0 |
| | 70° | 0 |
| | 80° | 0 |
| | 90° | 0 |
| | 100° | 0 |
| | 110° | 0 |
| | 120° | 0 |
| | 130° | 0 |
| | 140° | 0 |
| | 150° | 0 |
| | 160° | 0 |
| 170° | 0 | |
| 180° | 0 | |




| 照明率表 | | 平均照度=台数*照明率*保守率* 1615 (光束)/(間口*奥行) | | | | | | | | | | | |
|----------|-------|------------------------------------|------|------|------|------|------|------|------|------|------|------|------|
| 床面反射率 % | | 20 | | | | | | | | | | | |
| 天井面反射率 % | | 80 | | | 60 | | | 40 | | | 20 | | |
| 壁面反射率 % | | 50 | 30 | 10 | 50 | 30 | 10 | 50 | 30 | 10 | 50 | 30 | 10 |
| 室 | 0.50 | 1.02 | 0.99 | 0.98 | 1.01 | 0.99 | 0.98 | 1.00 | 0.99 | 0.97 | 1.00 | 0.98 | 0.97 |
| | 0.70 | 1.04 | 1.02 | 1.00 | 1.03 | 1.01 | 0.99 | 1.02 | 1.00 | 0.99 | 1.01 | 1.00 | 0.99 |
| | 1.00 | 1.07 | 1.04 | 1.02 | 1.05 | 1.03 | 1.02 | 1.04 | 1.02 | 1.01 | 1.03 | 1.01 | 1.00 |
| | 1.25 | 1.08 | 1.06 | 1.04 | 1.07 | 1.04 | 1.03 | 1.05 | 1.03 | 1.02 | 1.03 | 1.02 | 1.01 |
| | 1.50 | 1.10 | 1.07 | 1.05 | 1.07 | 1.05 | 1.04 | 1.05 | 1.04 | 1.03 | 1.03 | 1.02 | 1.01 |
| 指 | 2.00 | 1.12 | 1.09 | 1.08 | 1.09 | 1.07 | 1.06 | 1.06 | 1.05 | 1.04 | 1.04 | 1.03 | 1.02 |
| | 2.50 | 1.13 | 1.11 | 1.09 | 1.10 | 1.08 | 1.07 | 1.07 | 1.06 | 1.05 | 1.04 | 1.03 | 1.02 |
| | 3.00 | 1.14 | 1.12 | 1.10 | 1.10 | 1.09 | 1.08 | 1.07 | 1.06 | 1.05 | 1.04 | 1.04 | 1.03 |
| | 4.00 | 1.15 | 1.14 | 1.12 | 1.11 | 1.10 | 1.09 | 1.08 | 1.07 | 1.06 | 1.05 | 1.04 | 1.03 |
| | 5.00 | 1.16 | 1.15 | 1.13 | 1.12 | 1.11 | 1.10 | 1.08 | 1.07 | 1.07 | 1.05 | 1.04 | 1.04 |
| 数 | 7.00 | 1.17 | 1.16 | 1.15 | 1.13 | 1.12 | 1.11 | 1.09 | 1.08 | 1.07 | 1.05 | 1.04 | 1.04 |
| | 10.00 | 1.18 | 1.17 | 1.16 | 1.13 | 1.13 | 1.12 | 1.09 | 1.08 | 1.08 | 1.05 | 1.05 | 1.04 |

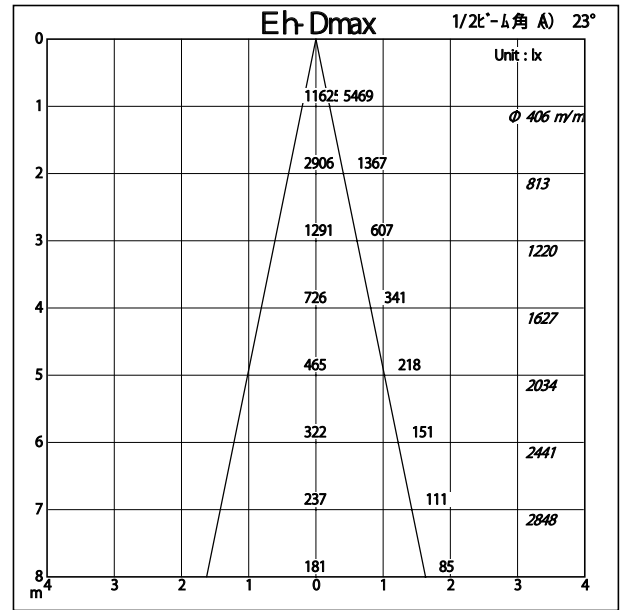
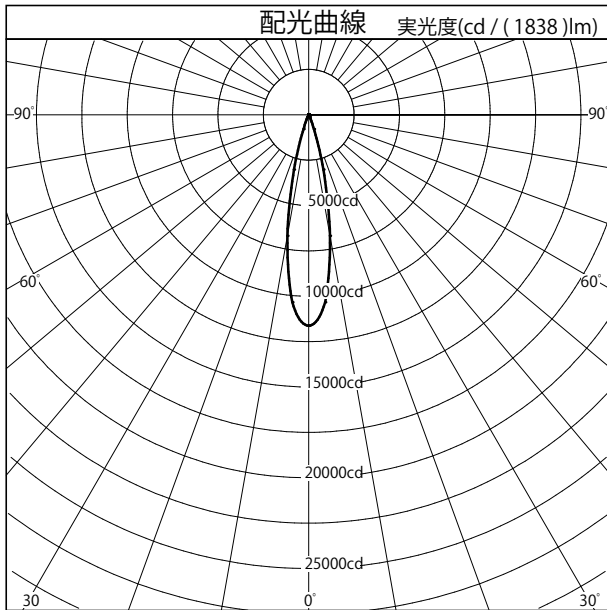
配光特性

図番 YL230097



| | |
|------------|--------------------------------|
| カタログ番号 | T4541B Pos 3 |
| 使用ランプ | |
| 器具光束 | 1838.0 lm <small>1.000</small> |
| 最大光度 | 11625.5 cd |
| 1 / 2 ビーム角 | |
| A 断面 | 23.00 ° |
| C 断面 | |
| B 断面 | |


| | | |
|--|------|-------|
|  | 角度 | 光度 |
| | 0° | 11626 |
| | 10° | 6765 |
| | 20° | 839 |
| | 30° | 30 |
| | 40° | 4 |
| | 50° | 0 |
| | 60° | 0 |
| | 70° | 0 |
| | 80° | 0 |
| | 90° | 0 |
| | 100° | 0 |
| | 110° | 0 |
| | 120° | 0 |
| | 130° | 0 |
| | 140° | 0 |
| | 150° | 0 |
| | 160° | 0 |
| 170° | 0 | |
| 180° | 0 | |

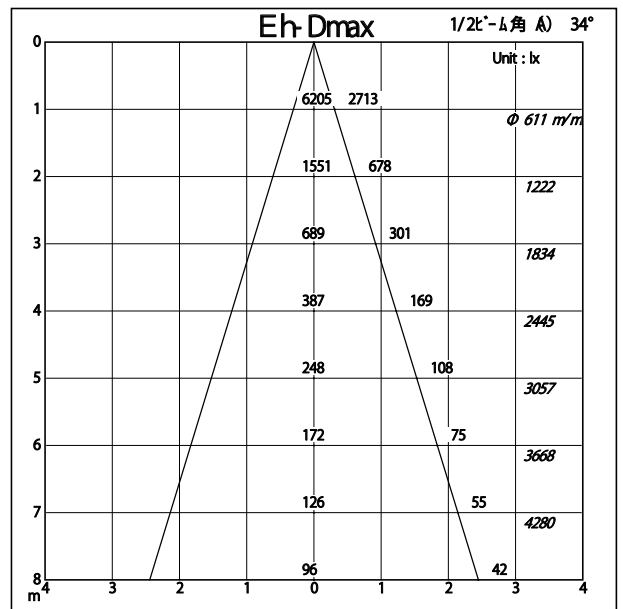
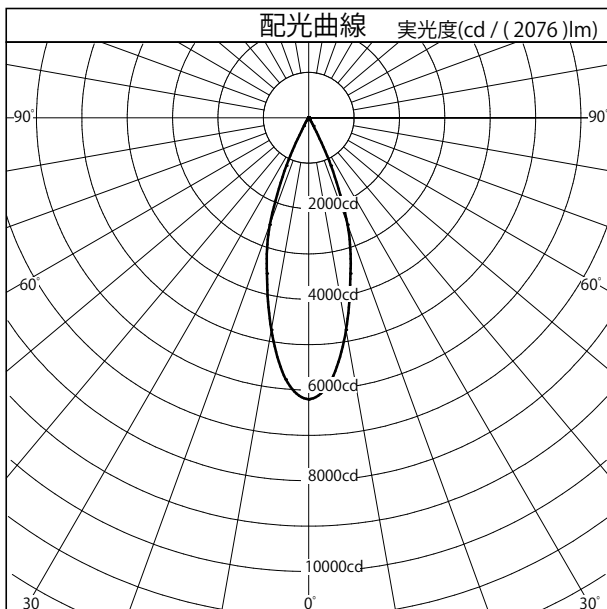


| 照明率表 | | 平均照度=台数*照明率*保守率* 1838 (光束)/(間口*奥行) | | | | | | | | | | | | |
|----------|-------|------------------------------------|------|------|------|------|------|------|------|------|------|------|------|------|
| 床面反射率 % | | 20 | | | | | | | | | | | | 0 |
| 天井面反射率 % | | 80 | | | 60 | | | 40 | | | 20 | | | 0 |
| 壁面反射率 % | | 50 | 30 | 10 | 50 | 30 | 10 | 50 | 30 | 10 | 50 | 30 | 10 | 0 |
| 室 | 0.50 | 0.96 | 0.93 | 0.91 | 0.95 | 0.93 | 0.91 | 0.95 | 0.93 | 0.91 | 0.94 | 0.92 | 0.91 | 0.90 |
| | 0.70 | 1.00 | 0.97 | 0.95 | 0.99 | 0.97 | 0.95 | 0.98 | 0.96 | 0.94 | 0.97 | 0.95 | 0.94 | 0.93 |
| | 1.00 | 1.04 | 1.01 | 0.99 | 1.03 | 1.00 | 0.98 | 1.01 | 0.99 | 0.97 | 1.00 | 0.98 | 0.97 | 0.95 |
| | 1.25 | 1.06 | 1.04 | 1.01 | 1.04 | 1.02 | 1.00 | 1.03 | 1.01 | 0.99 | 1.01 | 0.99 | 0.98 | 0.97 |
| | 1.50 | 1.08 | 1.05 | 1.03 | 1.06 | 1.04 | 1.02 | 1.04 | 1.02 | 1.00 | 1.02 | 1.00 | 0.99 | 0.97 |
| 指 | 2.00 | 1.10 | 1.08 | 1.06 | 1.08 | 1.06 | 1.04 | 1.05 | 1.03 | 1.02 | 1.03 | 1.01 | 1.00 | 0.98 |
| | 2.50 | 1.12 | 1.10 | 1.08 | 1.09 | 1.07 | 1.05 | 1.06 | 1.04 | 1.03 | 1.03 | 1.02 | 1.01 | 0.99 |
| | 3.00 | 1.13 | 1.11 | 1.09 | 1.10 | 1.08 | 1.07 | 1.06 | 1.05 | 1.04 | 1.03 | 1.03 | 1.02 | 0.99 |
| | 4.00 | 1.15 | 1.13 | 1.11 | 1.11 | 1.09 | 1.08 | 1.07 | 1.06 | 1.05 | 1.04 | 1.03 | 1.02 | 1.00 |
| | 5.00 | 1.16 | 1.14 | 1.13 | 1.11 | 1.10 | 1.09 | 1.08 | 1.07 | 1.06 | 1.04 | 1.04 | 1.03 | 1.00 |
| 数 | 7.00 | 1.17 | 1.16 | 1.15 | 1.12 | 1.11 | 1.11 | 1.08 | 1.08 | 1.07 | 1.04 | 1.04 | 1.04 | 1.00 |
| | 10.00 | 1.18 | 1.17 | 1.16 | 1.13 | 1.12 | 1.12 | 1.09 | 1.08 | 1.08 | 1.05 | 1.04 | 1.04 | 1.00 |



| | |
|---------------|--------------------------------|
| カタログ番号 | T4541B Pos 4 |
| 使用ランプ 器具光束 | 2076.0 lm <small>1.000</small> |
| 最大光度 | 6205.8 cd |
| 1 / 2 ビーム角 | |
| A 断面 | 34.00 ° |
| C 断面 | |
| B 断面 | |

| | | |
|--|------|------|
|  | 角度 | 光度 |
| | 0° | 6206 |
| | 10° | 4746 |
| | 20° | 2508 |
| | 30° | 210 |
| | 40° | 9 |
| | 50° | 1 |
| | 60° | 0 |
| | 70° | 0 |
| | 80° | 0 |
| | 90° | 0 |
| | 100° | 0 |
| | 110° | 0 |
| | 120° | 0 |
| | 130° | 0 |
| | 140° | 0 |
| | 150° | 0 |
| | 160° | 0 |
| 170° | 0 | |
| 180° | 0 | |

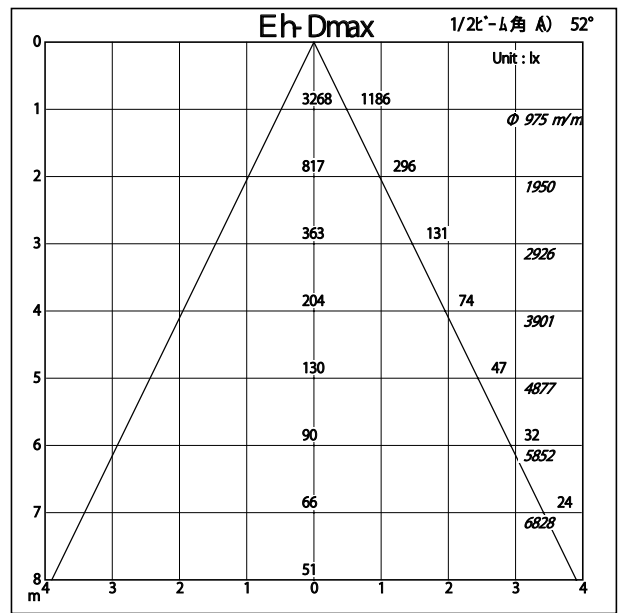
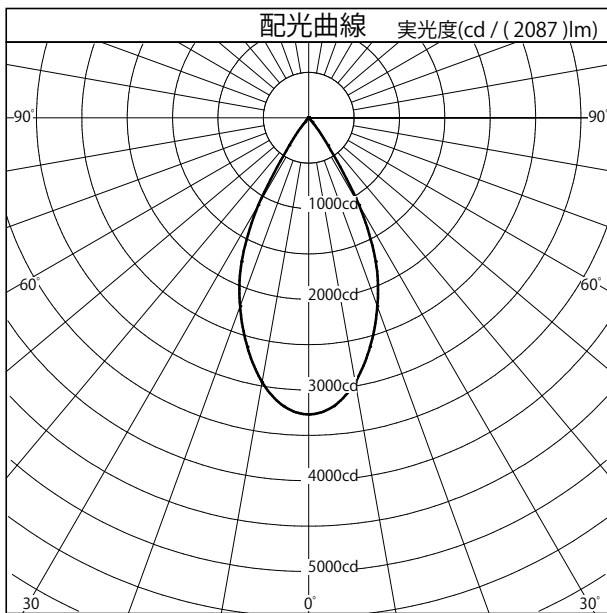


| 照明率表 | | 平均照度=台数*照明率*保守率* 2076 (光束)/(間口*奥行) | | | | | | | | | | | | |
|----------|-------|------------------------------------|------|------|------|------|------|------|------|------|------|------|------|------|
| 床面反射率 % | | 20 | | | | | | | | | | | | 0 |
| 天井面反射率 % | | 80 | | | 60 | | | 40 | | | 20 | | | 0 |
| 壁面反射率 % | | 50 | 30 | 10 | 50 | 30 | 10 | 50 | 30 | 10 | 50 | 30 | 10 | 0 |
| 室 | 0.50 | 0.82 | 0.78 | 0.75 | 0.81 | 0.78 | 0.75 | 0.81 | 0.77 | 0.75 | 0.80 | 0.77 | 0.75 | 0.74 |
| | 0.70 | 0.90 | 0.86 | 0.83 | 0.89 | 0.85 | 0.83 | 0.88 | 0.85 | 0.82 | 0.87 | 0.84 | 0.82 | 0.81 |
| | 1.00 | 0.97 | 0.93 | 0.90 | 0.95 | 0.92 | 0.89 | 0.94 | 0.91 | 0.89 | 0.92 | 0.90 | 0.88 | 0.87 |
| | 1.25 | 1.00 | 0.97 | 0.94 | 0.98 | 0.95 | 0.93 | 0.97 | 0.94 | 0.92 | 0.95 | 0.93 | 0.91 | 0.89 |
| | 1.50 | 1.03 | 0.99 | 0.97 | 1.01 | 0.98 | 0.95 | 0.98 | 0.96 | 0.94 | 0.96 | 0.94 | 0.93 | 0.91 |
| 指 | 2.00 | 1.06 | 1.03 | 1.01 | 1.03 | 1.01 | 0.99 | 1.01 | 0.99 | 0.97 | 0.98 | 0.97 | 0.95 | 0.93 |
| | 2.50 | 1.08 | 1.06 | 1.03 | 1.05 | 1.03 | 1.01 | 1.02 | 1.01 | 0.99 | 1.00 | 0.98 | 0.97 | 0.95 |
| | 3.00 | 1.10 | 1.07 | 1.05 | 1.07 | 1.04 | 1.03 | 1.03 | 1.02 | 1.00 | 1.00 | 0.99 | 0.98 | 0.95 |
| | 4.00 | 1.12 | 1.10 | 1.08 | 1.08 | 1.07 | 1.05 | 1.05 | 1.03 | 1.02 | 1.01 | 1.00 | 0.99 | 0.97 |
| | 5.00 | 1.13 | 1.12 | 1.10 | 1.09 | 1.08 | 1.07 | 1.05 | 1.04 | 1.03 | 1.02 | 1.01 | 1.00 | 0.97 |
| 数 | 7.00 | 1.15 | 1.13 | 1.12 | 1.10 | 1.09 | 1.08 | 1.06 | 1.06 | 1.05 | 1.03 | 1.02 | 1.01 | 0.98 |
| | 10.00 | 1.16 | 1.15 | 1.14 | 1.11 | 1.11 | 1.10 | 1.07 | 1.06 | 1.06 | 1.03 | 1.03 | 1.02 | 0.99 |



| | |
|------------|--------------------------------|
| カタログ番号 | T4541B Pos 5 |
| 使用ランプ | |
| 器具光束 | 2087.0 lm <small>1.000</small> |
| 最大光度 | 3268.9 cd |
| 1 / 2 ビーム角 | |
| A 断面 | 52.00 ° |
| C 断面 | |
| B 断面 | |

| | | |
|--|------|------|
|  | 角度 | 光度 |
| | 0° | 3269 |
| | 10° | 2958 |
| | 20° | 2210 |
| | 30° | 1110 |
| | 40° | 62 |
| | 50° | 4 |
| | 60° | 0 |
| | 70° | 0 |
| | 80° | 0 |
| | 90° | 0 |
| | 100° | 0 |
| | 110° | 0 |
| | 120° | 0 |
| | 130° | 0 |
| | 140° | 0 |
| | 150° | 0 |
| | 160° | 0 |
| 170° | 0 | |
| 180° | 0 | |



| 照明率表 | | 平均照度=台数*照明率*保守率* 2087 (光束)/(間口*奥行) | | | | | | | | | | | | |
|----------|-------|------------------------------------|------|------|------|------|------|------|------|------|------|------|------|------|
| 床面反射率 % | | 20 | | | | | | | | | | | | 0 |
| 天井面反射率 % | | 80 | | | 60 | | | 40 | | | 20 | | | 0 |
| 壁面反射率 % | | 50 | 30 | 10 | 50 | 30 | 10 | 50 | 30 | 10 | 50 | 30 | 10 | 0 |
| 室 | 0.50 | 0.71 | 0.67 | 0.63 | 0.71 | 0.66 | 0.63 | 0.70 | 0.66 | 0.63 | 0.69 | 0.66 | 0.63 | 0.62 |
| | 0.70 | 0.82 | 0.77 | 0.74 | 0.81 | 0.77 | 0.74 | 0.80 | 0.76 | 0.73 | 0.79 | 0.75 | 0.73 | 0.72 |
| | 1.00 | 0.92 | 0.87 | 0.83 | 0.90 | 0.86 | 0.83 | 0.88 | 0.85 | 0.82 | 0.87 | 0.84 | 0.81 | 0.80 |
| | 1.25 | 0.96 | 0.92 | 0.88 | 0.94 | 0.90 | 0.87 | 0.92 | 0.89 | 0.86 | 0.90 | 0.88 | 0.85 | 0.84 |
| | 1.50 | 0.99 | 0.95 | 0.92 | 0.97 | 0.93 | 0.91 | 0.95 | 0.92 | 0.89 | 0.93 | 0.90 | 0.88 | 0.86 |
| 指 | 2.00 | 1.04 | 1.00 | 0.97 | 1.01 | 0.98 | 0.95 | 0.98 | 0.96 | 0.94 | 0.96 | 0.94 | 0.92 | 0.90 |
| | 2.50 | 1.06 | 1.03 | 1.00 | 1.03 | 1.00 | 0.98 | 1.00 | 0.98 | 0.96 | 0.97 | 0.96 | 0.94 | 0.92 |
| | 3.00 | 1.08 | 1.05 | 1.03 | 1.05 | 1.02 | 1.00 | 1.01 | 0.99 | 0.98 | 0.98 | 0.97 | 0.95 | 0.93 |
| | 4.00 | 1.11 | 1.08 | 1.06 | 1.07 | 1.05 | 1.03 | 1.03 | 1.02 | 1.00 | 1.00 | 0.99 | 0.98 | 0.95 |
| | 5.00 | 1.12 | 1.10 | 1.08 | 1.08 | 1.07 | 1.05 | 1.04 | 1.03 | 1.02 | 1.01 | 1.00 | 0.99 | 0.96 |
| 数 | 7.00 | 1.14 | 1.13 | 1.11 | 1.10 | 1.08 | 1.07 | 1.06 | 1.05 | 1.04 | 1.02 | 1.01 | 1.00 | 0.97 |
| | 10.00 | 1.16 | 1.14 | 1.13 | 1.11 | 1.10 | 1.09 | 1.06 | 1.06 | 1.05 | 1.03 | 1.02 | 1.01 | 0.98 |