

Luminaire

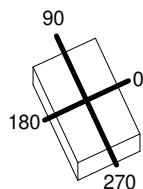
Code T4190NLW10
Name MOLLA 10W+3W 3000K ruggine

Measurum.

Code FTS0000873
Name MOLLA 10W+3W 3000K ruggine

Luminaire Flux	407 lm	Luminaire Power	13.0 W	Efficacy	31.335 lm/W	Efficiency	100.00%
Source Flux	407 lm	Maximum value	6587.48 cd/klm	Position	C=0.00 G=175.00	CG	Sym. on planes 0-180
Rectangular Luminaire		Length	163 mm	Width	106 mm	Height	229 mm
Rectangular Luminous Area		Length	160 mm	Width	103 mm	Height	0 mm
Horizontal Luminous Area		0.016480 m2		Emitting area on Plane 180°		0.000000 m2	
Emitting area on Plane 0°		0.000000 m2		Emitting area on Plane 270°		0.000000 m2	
Emitting area on Plane 90°		0.000000 m2		Glare area at 76°		0.003987 m2	
Coordinate system		CG		Symmetry Type		Sym. on planes 0-180	
Date		13-06-2012		Maximum Gamma Angle		180	
Measurement Distance		0.00		Measurement Flux		407 lm	
doppio led 14.3W 3000K							
C.I.E.	79 94 99 87 100			D DIN 5040	B61		
F UTE	0.87 B + 0.13 T			B NBN	BZ 1		

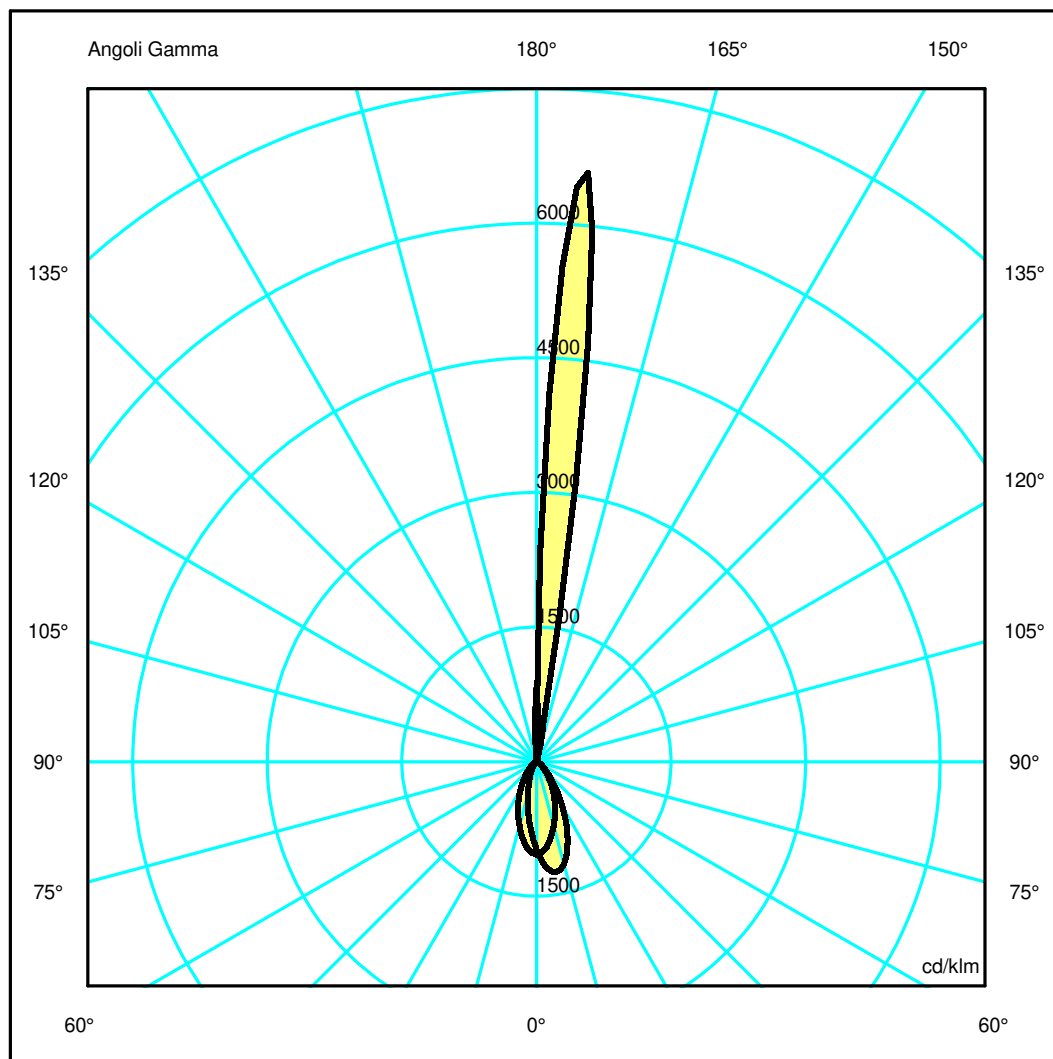
163mm x 106mm



Semipiani C

180.0 ——— 0.0
270.0 ——— 90.0

ULOR 13.48 %
DLOR 86.52 %
RN 13.48 %



Luminaire

Code T4190NLW10
Name MOLLA 10W+3W 3000K ruggine

Measurerm.

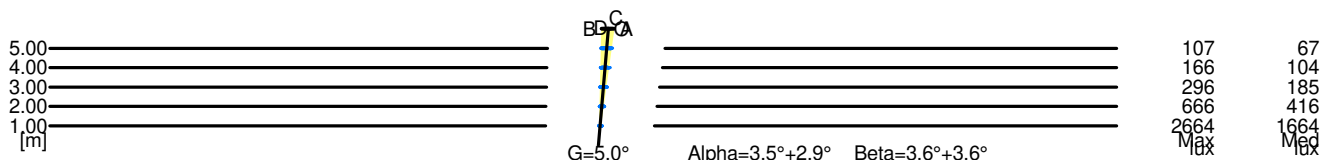
Code FTS0000873
Name MOLLA 10W+3W 3000K ruggine

Luminaire Flux	407 lm	Luminaire Power	13.0 W	Efficacy	31.335 lm/W	Efficiency	100.00%
Source Flux	407 lm	Maximum value	6587.48 cd/klm	Position	C=0.00 G=175.00	CG	Sym. on planes 0-180
Rectangular Luminaire		Length	163 mm	Width	106 mm	Height	229 mm
Rectangular Luminous Area		Length	160 mm	Width	103 mm	Height	0 mm
Horizontal Luminous Area		0.016480 m2		Emitting area on Plane 180°		0.000000 m2	
Emitting area on Plane 0°		0.000000 m2		Emitting area on Plane 270°		0.000000 m2	
Emitting area on Plane 90°		0.000000 m2		Glare area at 76°		0.003987 m2	
Coordinate system		CG		Symmetry Type		Sym. on planes 0-180	
Date		13-06-2012		Maximum Gamma Angle		180	
Measurement Distance		0.00		Measurement Flux		407 lm	
doppio led 14.3W 3000K							
C.I.E.	79 94 99 87 100			D DIN 5040	B61		
F UTE	0.87 B + 0.13 T			B NBN	BZ 1		

Width at 50.00 % of Max Intensity

H[m]	1.00	2.00	3.00	4.00	5.00	H[m]	1.00	2.00	3.00	4.00	5.00
OA	0.05	0.10	0.15	0.21	0.26	OC	0.06	0.13	0.19	0.25	0.32
OB	0.06	0.12	0.18	0.24	0.30	OD	0.06	0.13	0.19	0.25	0.32

	Luminous Intensities [cd/klm]									
	0	5	15	25	35	45	55	65	75	85
OA	144.73	2683.41	13.69	5.87	3.91	3.91	3.91	3.91	3.91	3.91
OB	144.73	15.65	5.87	5.87	5.87	5.87	3.91	3.91	3.91	3.91
OC	337.38	31.39	4.99	2.54	2.15	2.64	2.05	1.56	1.17	0.78
OD	337.38	31.39	4.99	2.54	2.15	2.64	2.05	1.56	1.17	0.78



5.00	0.56	107	67		
4.00	0.45	166	104		
3.00	0.34	296	185		
2.00	0.22	666	416		
1.00	0.11	2664	1664		
H[m]	D[m]	Max lux	Med lux	Alpha=3.5°+2.9°	G=5.0

5.00	0.63	107	67		
4.00	0.51	166	104		
3.00	0.38	296	185		
2.00	0.25	666	416		
1.00	0.13	2664	1664		
H[m]	D[m]	Max lux	Med lux	Beta=3.6°+3.6°	G=0.0