

Luminaire

Code AF05401+AF95104
 Name SHARP RECESSED TRIM 2X 6W 930 WIDE FLOOD WHITE EXT.DRV + SCREEN 2X BLACK

Measurem.

Code FTS1603141
 Name SHARP RECESSED TRIM 2X 6W 930 WIDE FLOOD WHITE EXT.DRV + SCREEN 2X BLACK

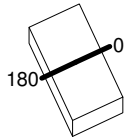
Luminaire Flux	371.47 lm	Luminaire Power	6.00 W	Efficacy	61.91 lm/W	Efficiency	100.00%
Lamps Flux	371.47 lm	Maximum value	2630.91 cd/klm	Position	C=0.00 G=0.00	CG	Rotosymmetrical
Rectangular Luminaire		Length	74 mm	Width	40 mm	Height	55 mm
Rectangular Luminous Area		Length	72 mm	Width	37 mm	Height	0 mm
Horizontal Luminous Area	0.002664 m2			Emitting area on Plane 180°	0.000000 m2		
Emitting area on Plane 0°	0.000000 m2			Emitting area on Plane 270°	0.000000 m2		
Emitting area on Plane 90°	0.000000 m2			Glare area at 76°	0.000644 m2		
Coordinate system	CG			Symmetry Type	Rotosymmetrical		
Date	16-02-2017			Maximum Gamma Angle	180		
Measurement Distance	0.00			Measurement Flux	371.47 lm		

LED Flux=530,66lm LED Power=6W Eff=70% EfcLed=88lm/W EfcLum=62lm/W Ra=90 SDCM=2 L90(20K)=118000h

C.I.E. 99 100 100 100 100
 F UTE --

D DIN 5040 A60
 B NBN BZ 1

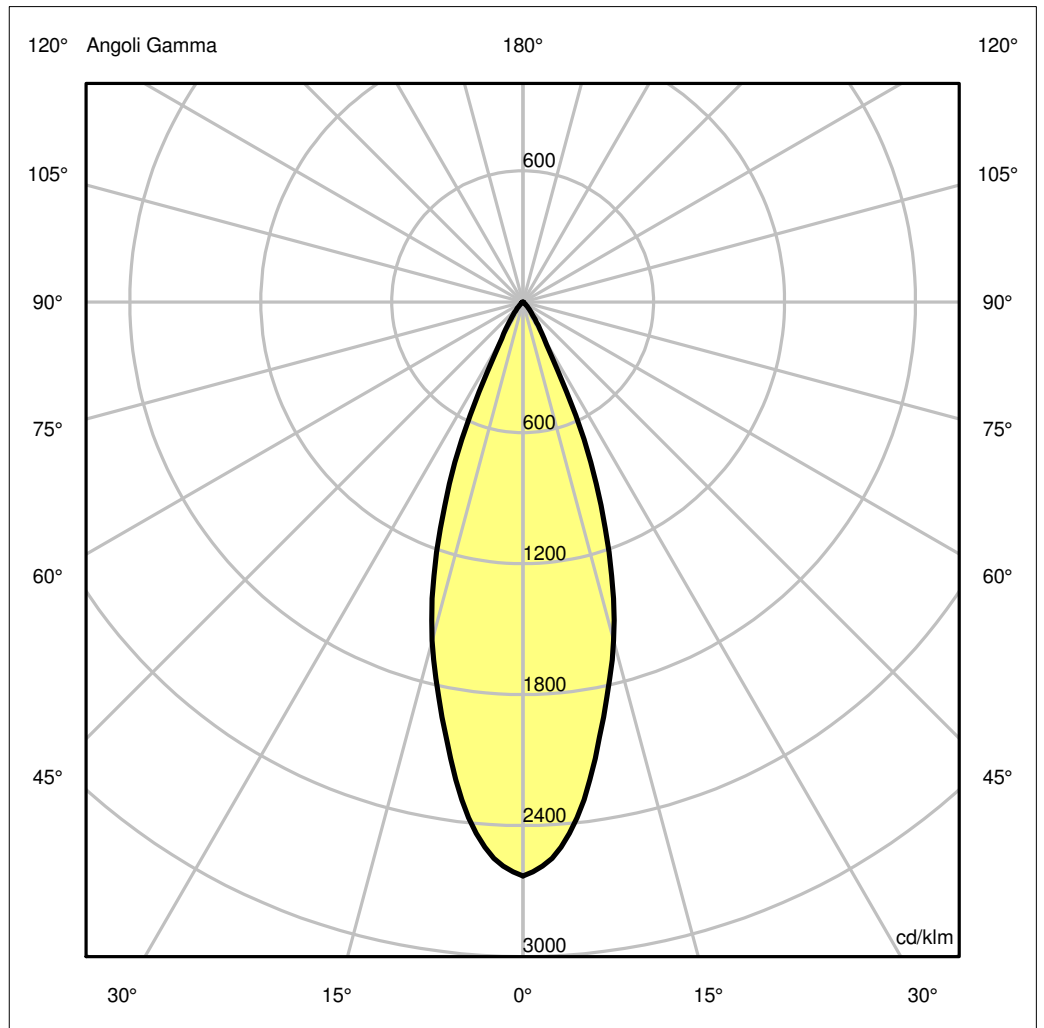
74mm x 40mm



Semipiani C

180.0 ——— 0.0

ULOR 0.00 %
 DLOR 100.00 %
 RN 0.00 %



Luminaire

Code AF05401+AF95104
Name SHARP RECESSED TRIM 2X 6W 930 WIDE FLOOD WHITE EXT.DRV + SCREEN 2X BLACK

Measurerm.

Code FTS1603141
Name SHARP RECESSED TRIM 2X 6W 930 WIDE FLOOD WHITE EXT.DRV + SCREEN 2X BLACK

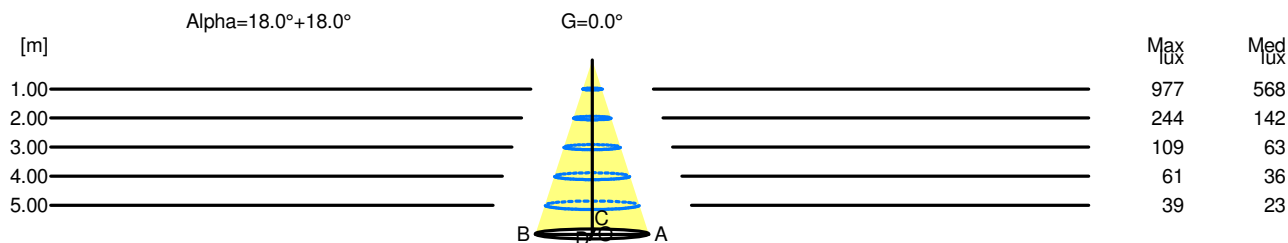
Luminaire Flux	371.47 lm	Luminaire Power	6.00 W	Efficacy	61.91 lm/W	Efficiency	100.00%
Lamps Flux	371.47 lm	Maximum value	2630.91 cd/klm	Position	C=0.00 G=0.00	CG	Rotosymmetrical
Rectangular Luminaire		Length	74 mm	Width	40 mm	Height	55 mm
Rectangular Luminous Area		Length	72 mm	Width	37 mm	Height	0 mm
Horizontal Luminous Area		0.002664 m2		Emitting area on Plane 180°		0.000000 m2	
Emitting area on Plane 0°		0.000000 m2		Emitting area on Plane 270°		0.000000 m2	
Emitting area on Plane 90°		0.000000 m2		Glare area at 76°		0.000644 m2	
Coordinate system		CG		Symmetry Type		Rotosymmetrical	
Date		16-02-2017		Maximum Gamma Angle		180	
Measurement Distance		0.00		Measurement Flux		371.47 lm	
LED Flux=530,66lm LED Power=6W Eff=70% EfcLed=88lm/W EfcLum=62lm/W Ra=90 SDCM=2 L90(20K)=118000h							
C.I.E.	99	100	100	100	100	D DIN 5040	A60
F UTE	--					B NBN	BZ 1

Width at 50.00 % of Max Intensity

H[m]	1.00	2.00	3.00	4.00	5.00	H[m]	1.00	2.00	3.00	4.00	5.00
OA	0.33	0.65	0.98	1.30	1.63	OC	0.33	0.65	0.98	1.30	1.63
OB	0.33	0.65	0.98	1.30	1.63	OD	0.33	0.65	0.98	1.30	1.63

Luminous Intensities [cd/klm]

	0	5	15	25	35	45	55	65	75	85
OA	977.30	907.87	596.98	212.82	36.18	7.29	0.86	0.12	0.00	0.00
OB	977.30	907.87	596.98	212.82	36.18	7.29	0.86	0.12	0.00	0.00
OC	977.30	907.87	596.98	212.82	36.18	7.29	0.86	0.12	0.00	0.00
OD	977.30	907.87	596.98	212.82	36.18	7.29	0.86	0.12	0.00	0.00



H[m]	D[m]	Max lux	Med lux	Alpha=18.0°+18.0°	G=0.0
1.00	0.65	977	568		
2.00	1.30	244	142		
3.00	1.95	109	63		
4.00	2.60	61	36		
5.00	3.25	39	23		